



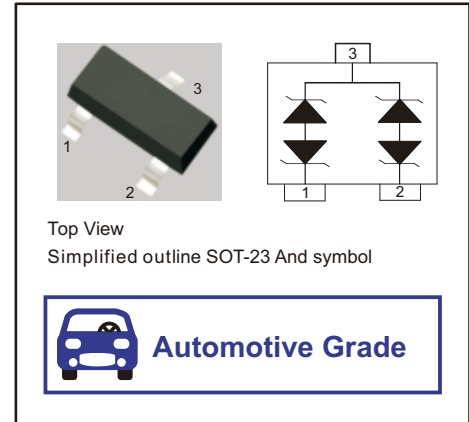
## Bidirectional Transient Voltage Suppressor

### FEATURES

- Low clamping voltage
- IEC61000-4-2 (ESD)  $\pm 30$  kV (air),  $\pm 30$  kV (contact)
- IEC61000-4-4(EFT) 40A (5/50ns)
- IEC61000-4-5(Lightning) 21A (8/20us)
- Qualified to AEC-Q101 Standards for High Reliability

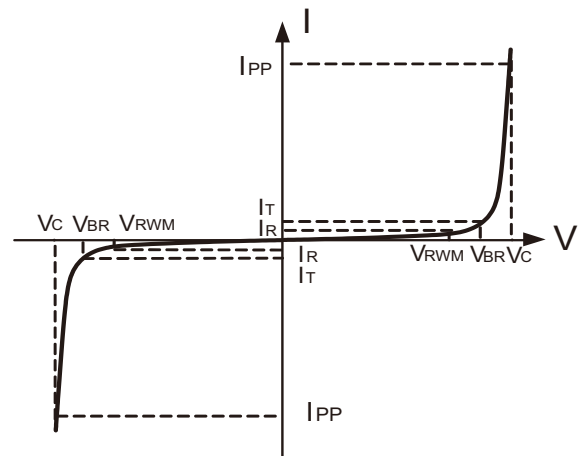
### Applications

- Cell Phone Handsets and Accessories
- Microprocessor based equipment
- Personal Digital Assistants (PDA's)
- Notebooks, Desktops, and Servers
- Portable Instrumentation
- Networking and Telecom
- Peripherals



### Electrical Parameters (T=25 °C )

Symbol	Parameter
$I_{PP}$	Reverse Peak Pulse Current
$V_C$	Clamping Voltage @ $I_{PP}$
$V_{RWM}$	Reverse Stand- Off Voltage
$I_R$	Reverse Leakage Current @ $V_{RWM}$
$V_{BR}$	Breakdown Voltage @ $I_T$
$I_T$	Test Current



### Maximum Ratings @Ta=25°C unless otherwise specified

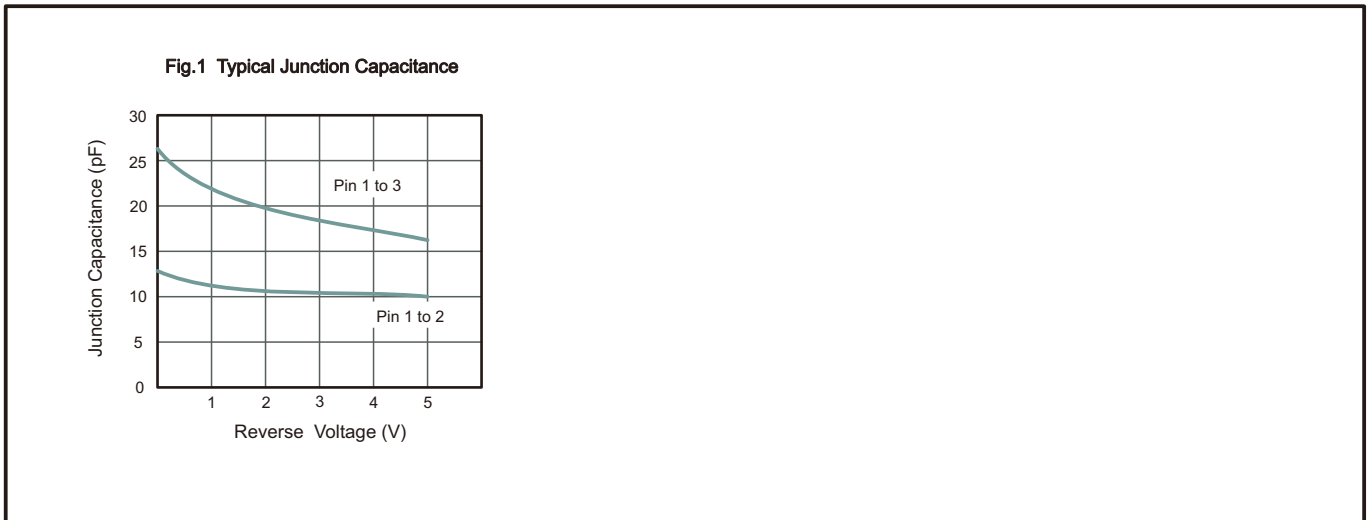
Parameter	Symbol	Value	Unit
Peak Pulse Power (8/20 $\mu$ s)	Ppk	350	W
ESD per IEC 61000-4-2 (Air) ESD per IEC 61000-4-2 (Contact)	VESD	$\pm 30$ $\pm 30$	kV
Operating Temperature Range	Tj	-55 to +150	°C
Storage Temperature Range	Tstg	-55 to +150	°C



Characteristics at Ta = 25°C unless otherwise specified

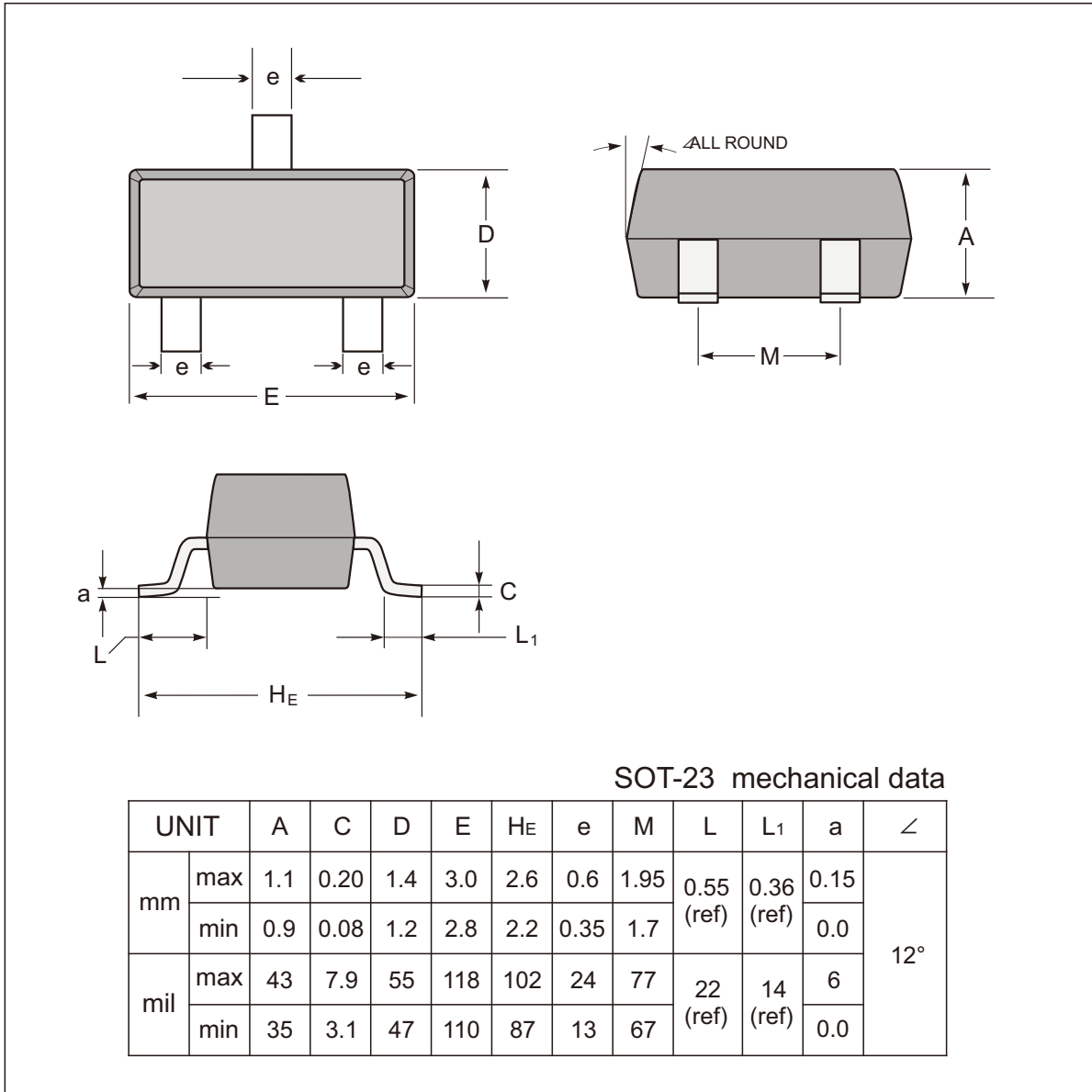
Symbol	Parame	Test Condition	Pin 1 to 3 and Pin 2 to 3			Units
			Min	Typ	Max	
$V_{RWM}$	Reverse Working Voltage		24			V
$V_{BR}$	Reverse Breakdown Voltage	$I_T = 1mA$	26.7			V
$I_R$	Reverse Leakage Current	$V_R = V_{RWM}$			1	$\mu A$
$C_J$	Capacitance Pin1-Pin3	$V_R = 0V, f = 1MHz$			30	pF
$V_{C1}$	Clamping Voltage 1	$I_{PP} = 1A,$ $t_p = 8/20\mu s$			43	V
$V_{C2}$	Clamping Voltage 2	$I_{PP} = 6A,$ $t_p = 8/20\mu s$			52	V

### Typical Characteristics

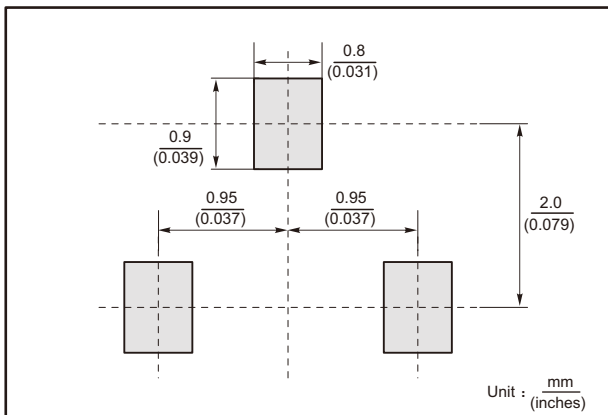




### SOT-23 Package Outline Dimensions



#### The recommended mounting pad size



#### Marking

Type number	Marking code
ESDB24V0T2P	24P



## Important Notice and Disclaimer

Jingdao Microelectronics reserves the right to make changes to this document and its products and specifications at any time without notice.

Customers should obtain and confirm the latest product information and specifications before final design, purchase or use.

Jingdao Microelectronics makes no warranty, representation or guarantee regarding the suitability of its products for any particular purpose, nor does Jingdao Microelectronics assume any liability for application assistance or customer product design.

Jingdao Microelectronics does not warrant or accept any liability with products which are purchased or used for any unintended or unauthorized application.

No license is granted by implication or otherwise under any intellectual property rights of Jingdao Microelectronics.

Jingdao Microelectronics products are not authorized for use as critical components in life support devices or systems without express written approval of Jingdao Microelectronics.